


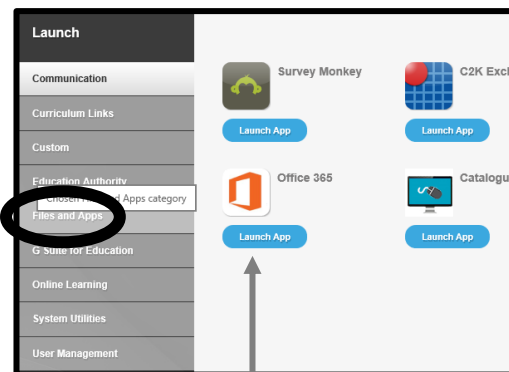
Pupil access to on-line resources @ FMT

We would like to remind all pupils that access to school resources is available through My-School via www.c2kschools.net. This portal allows you to log in using your C2K username and password. It will work on any connected device; computer, laptop, tablet or smart phone.

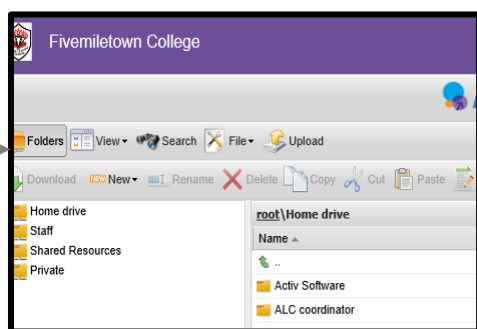



Once in My-School you will see your familiar home screen, just as if you are in school. Some classes are familiar with Fronter, and you can access it from here.

Now you can access your documents and shared documents from View All, in the Launch Panel.



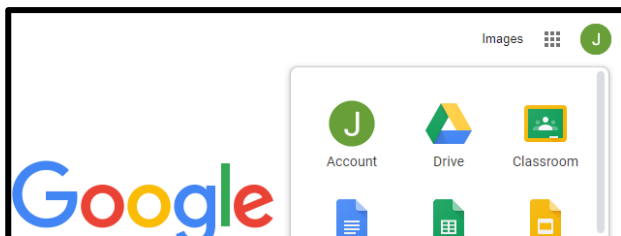

From the Launch Panel select 'Files and Apps' and click into 'MyFiles' to access your Home Drive, or Shared Resources. You can download files, work on them, and then upload!



If you need to download Office software, you can do this from Office365. Use your email address e.g. mwell123@c2ken.net. Office 365 is also where you can use Outlook to access your school email.

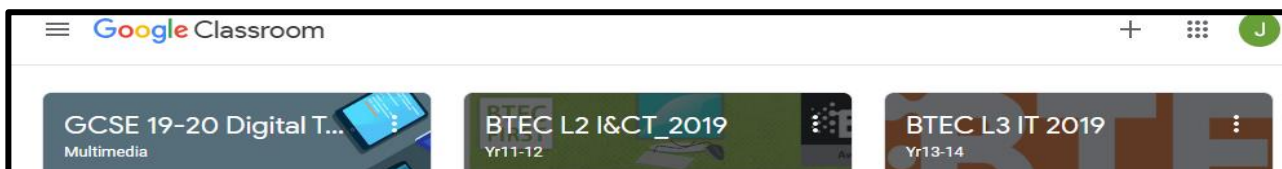
Some classes will use Google Classroom to communicate with pupils. There are two ways you can access this.

1. From the Launch Panel → G Suite For Education → Google Classroom.
2. From Google, sign in with your school email, e.g. mwell123@c2ken.net.



From the Google Apps, choose Classroom. If you are at home, this works best in Chrome browser and you can easily switch between a personal gmail account and your school account without having to re-enter usernames or password. You can also download the Google Classroom App for your tablet or phone.

Either way, you will then see the classes that you have joined and you can + to join classes that your teacher has given you the code for.



Different classes and subjects will use different methods, but make sure that you have access to what **you** need for **your** courses.